hybrid pro modular kit

Hybrid Pro Modular Kit 03

File @ 50% of actual size
Dye Sub Graphic Panel A
Total Graphic Area: 39.3”w x 86.54”h
Finished Graphic Area: 35.3”w x 82.54”h

Dye Sub Graphic Panel B
Total Graphic Area: 27.49”w x 74.73”h
Finished Graphic Area: 23.49”w x 70.73”h

Dye Sub Graphic Panel C (Backlit Graphic)
Total Graphic Area: 51.125 x 98.375”h
Finished Graphic Area: 47.125”w x 94.375”h

Dye Sub Graphic Panel D (Double sided Pillowcase)
Total Graphic Area: 155.68”w x 21.71”h
Finished Graphic Area 151.68”w x 17.71”h

Top (outside D)
Total Graphic Area: 65.93”w x 21.71”h
Finished Graphic Area: 61.93”w x 17.71

Top (Inside D)
Total Graphic Area: 64.722”w x 21.71”h
Finished Graphic Area: 60.722”w x 17.71
We recommend that the inside be a pattern or solid color.

Side 1 (outside D)
Total Graphic Area: 94”w x 21.71”h
Finished Graphic Area: 90”w x 17.71

Side 2 (Inside D)
Total Graphic Area: 92.891”w x 21.71”h
Finished Graphic Area: 88.891”w x 17.71
We recommend that the inside be a pattern or solid color.

Please be sure to include a 2” bleed around the perimeter of panel B.

Please consider obstructions and spaces created by the extrusions when designing your graphics.
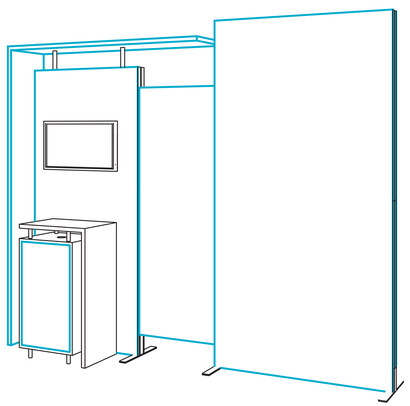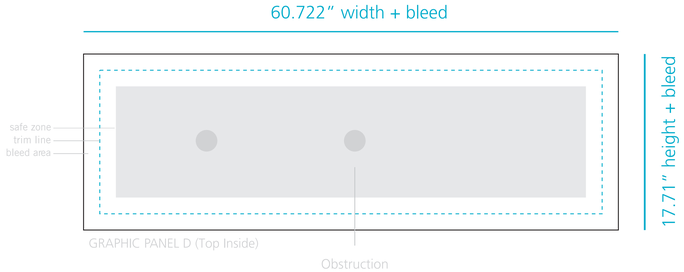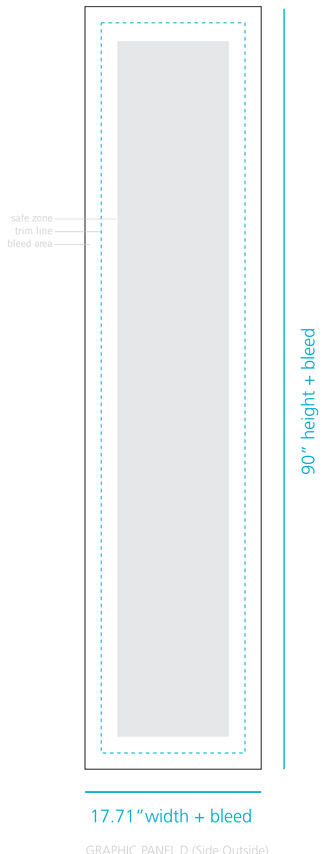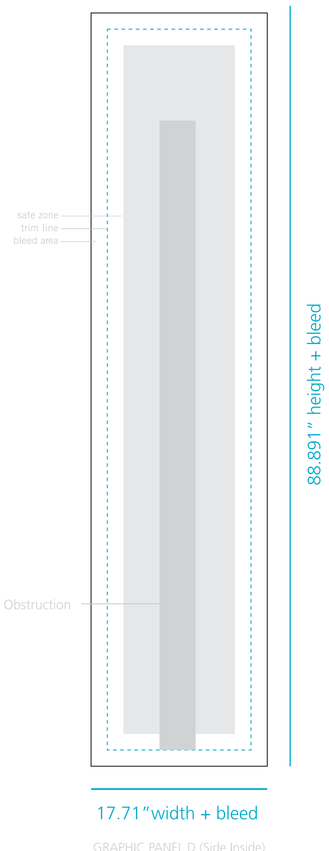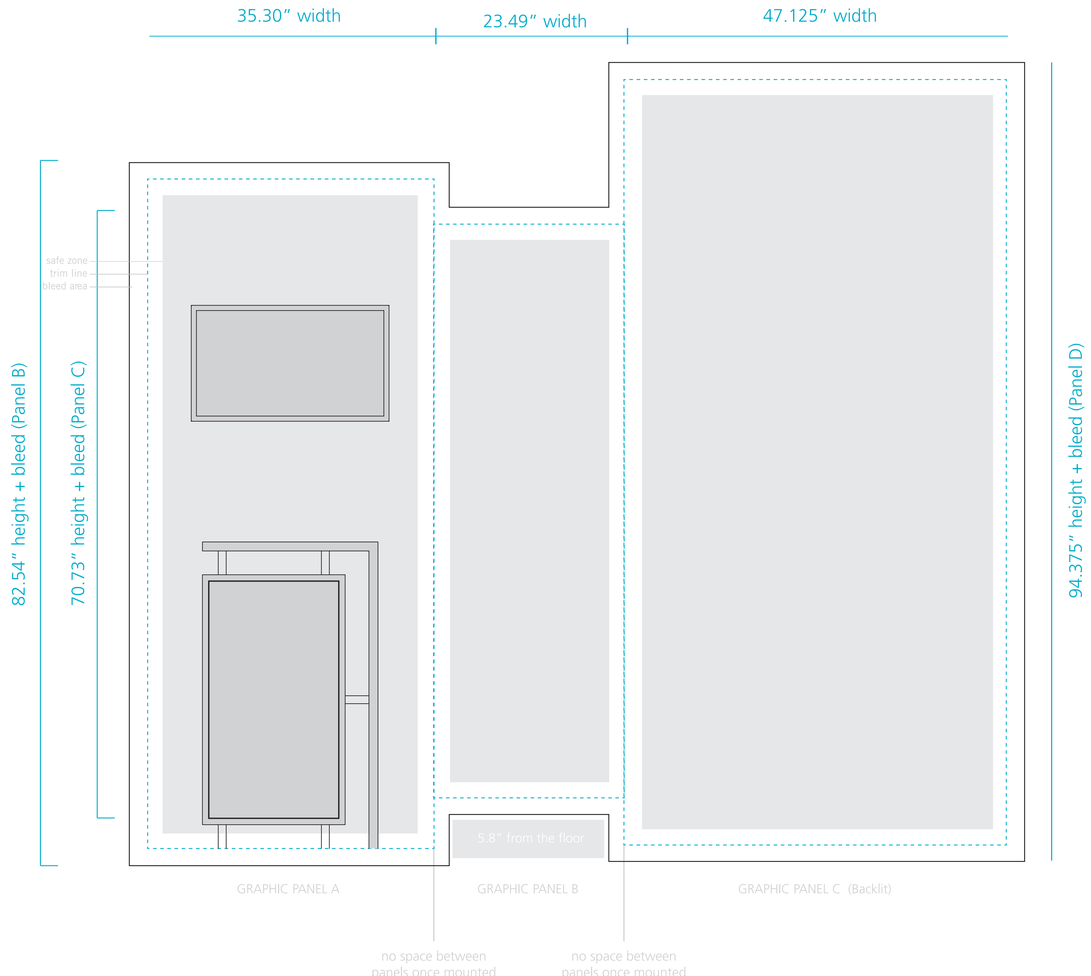
General Artwork Guidelines
- cmyk color mode
- do not embed images, supply them
- resolution must be 100-120ppi
- all fonts must be created to outlines
- do not design any critical elements near the extrusions or on the corner curve